



Your complete cabinet solution.

# Why choose PROFOLIO by American Woodmark?

- Budget priced
- In-stock
- 7 doors/finishes
- Framed construction
- Quick ship
- Truckload discounts
- Fully assembled stock cabinets
- Limited lifetime warranty

- Value priced
- Special order
- 10 doors/finishes
- Frameless construction
- Quick ship
- Truckload discounts
- Stock plus
- Limited lifetime warranty

- Everyday low price
- Special order
- Most popular styles and SKUs
- Framed construction
- Express ships in 10 days
- Free jobsite delivery, no minimum
- Fully-loaded construction
- Limited lifetime warranty

- Everyday low price
- Special order
- 200+ style/finish options
- Framed construction
- Express manufacturing option
- Free jobsite delivery, no minimum
- Semi-custom construction upgrades
- Limited lifetime warranty

# Program Features

HAMPTON BAY

HAMPTON BAY  
DESIGNER SERIES

simply  
woodmark PRO

American  
woodmark PRO

	HB	HBDS	SIMPLY WOODMARK PRO	AW PRO
# of Door Styles	2 door styles plus unfinished*	4	2	13
# of Finishes	5 finishes plus unfinished*	7	2	27
Consumer & Store Order Options	Stock & online**, SO/EO (2020), Quote Center (where available in-stock)	Online, SO (2020), Quote Center	Online, Quote Center	SO (2020), Quote Center (available for most popular doors, finishes and SKUs)
Lead Time	Online ships in 2 days, EO and Quote Center ships in 2 weeks	Ships in 2 weeks	Ships in 10 days	Delivers in 3–4 weeks Express Delivery available (additional fees apply)
Jobsite Delivery	Delivers free to the jobsite in 3 weeks (applies to ½ and full truckloads when ordered through the Quote Center only)	THD.com only \$99 Delivers free to the jobsite in 3 weeks (applies to 1/2 and full truckloads when ordered through the Quote Center only)	Free jobsite delivery	
Warranty	Limited lifetime			
Volume Discounts	10% off for 10+ cabinets (store, EO, & Quote Center) 20% off for 75+ cabinets (1/2 truckload) – applies to QC orders only 25% off for 150+ cabinets (full truckload) – applies to QC orders only		Volume discounts available	
<b>Construction</b>				
Construction Type	Framed	Frameless	Framed All-Plywood	Framed Plywood upgrade available
# of SKUs per Finish	105	177	125	1,500+
Standard Drawer Construction	Ball-bearing, hardwood drawer box	Full access soft-close & dovetail drawer box	Full access soft-close & dovetail drawer box with plywood bottoms	
Hinges & Glides	Fully concealed and adjustable	Soft-close doors & drawers	Soft-close on doors & drawers	Soft-close on doors, drawers and rollouts; option to select non-soft-close if needed
<b>Service</b>				
Customer Care	1.888.578.4009	1.800.230.5661	1.800.677.8182	
PRO Customer Care	1.855.HDPRO44   hdpro@woodmark.com			
Website	<a href="http://www.hamptonbaycabinets.com">www.hamptonbaycabinets.com</a>	<a href="http://www.hamptonbaykitchens.com">www.hamptonbaykitchens.com</a>	<a href="http://www.woodmarkcabinetry.com/pros/simply-woodmark-pro">www.woodmarkcabinetry.com/pros/simply-woodmark-pro</a>	<a href="http://www.woodmarkcabinetry.com/pros">www.woodmarkcabinetry.com/pros</a>

\*Unfinished product specifications and SKU listing vary \*\*Available in-stock and online. Availability may vary by market. +Available In-Stock and online. Availability may vary by market. \*Unfinished product specifications and SKU listing vary.

# Purchasing Made Easy for Pros

	<b>HAMPTON BAY</b>	<b>HAMPTON BAY DESIGNER SERIES</b>	<b>SIMPLY WOODMARK PRO</b>	<b>AMERICAN WOODMARK PRO</b>
In-Stock*	■			
HomeDepot.com*	■	■	■	
Quote Center	■ where available in-stock	■	■	
Special Order (2020)	■	■	■	■

### Shaker


---



**Satin White RTF**  
■ Full overlay



**Dove Gray RTF**  
■ Full overlay



**Java**  
■ Full overlay

### Hampton

---



**Satin White RTF**  
■ Full Overlay



**Natural Hickory**  
■ Partial Overlay



**Medium Oak**  
■ Partial Overlay

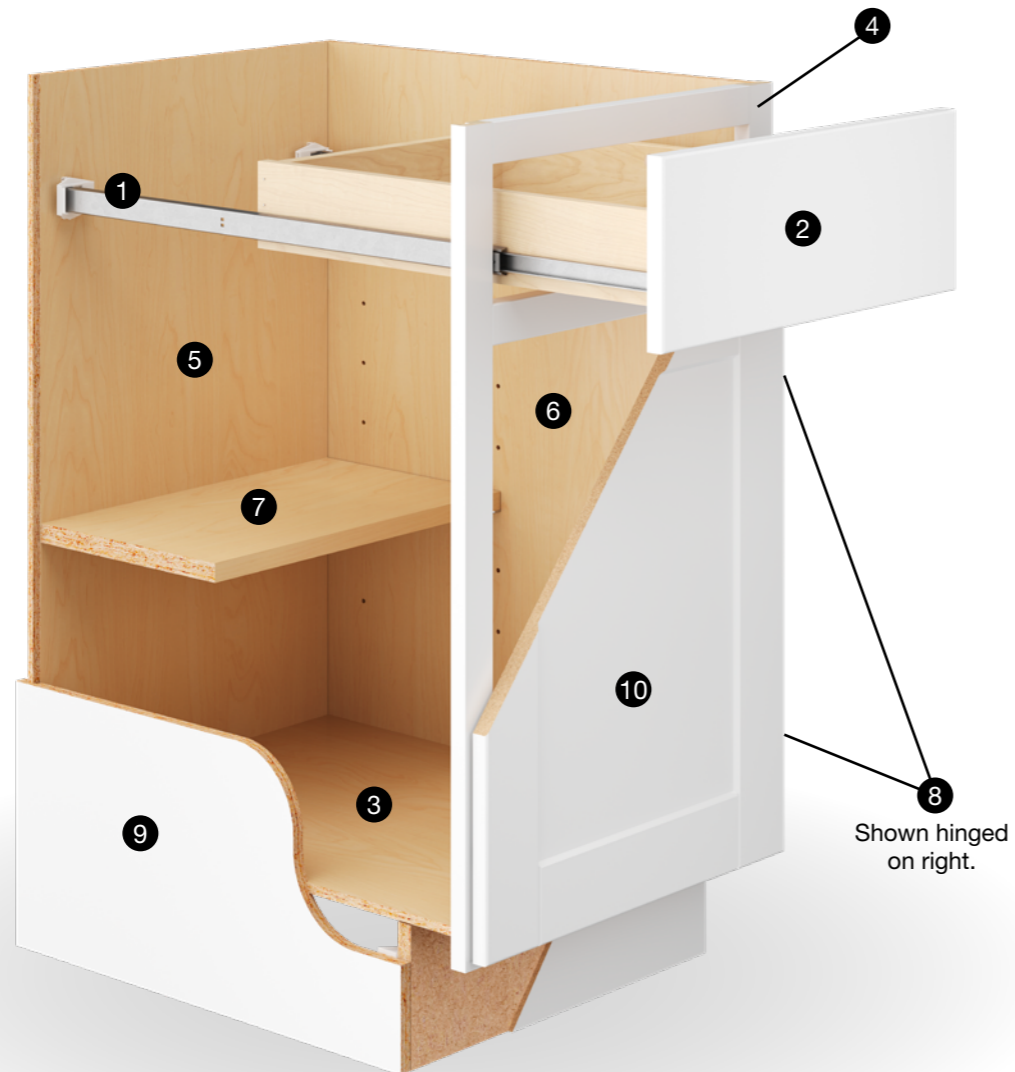
### Unfinished



**Unfinished**  
■ Partial Overlay




# Construction – Hampton Bay




## Base Cabinets

- ① **Drawer Glides:** Finished cabinetry – Ball-Bearing Unfinished cabinetry – Epoxy.
- ② **Drawer Box:** Hardwood 4-sided drawer box with fully encapsulated bottom panel.
- ③ **Bottom Panels:** 3/8" engineered wood fully encapsulated in the face frame, back and side panels.
- ④ **Face Frame:** Pocket screw construction with 3/4" thick, 1½" wide material.
- ⑤ **Back Panel:** Full 3/8" hardboard with a natural maple laminate interior. Sink bases must be cut for plumbing access.
- ⑥ **Interiors:** Natural maple laminate finish on engineered wood.
- ⑦ **Shelf:** 3/4" thick adjustable half-depth shelf.
- ⑧ **Hinges:** Fully concealed and adjustable.
- ⑨ **End Panels:** Finished cabinetry – 1/2" engineered wood with laminated exterior to match cabinet finish. Unfinished cabinetry – 1/2" engineered wood with raw exterior.
- ⑩ **Door:** Reversible door on single-door cabinets for left or right opening. Hinged on the left from the factory. Double door cabinets are full-access, no center stile.


## Melvorn




White RTF



Cloud RTF



Heron Gray RTF



Storm Gray RTF



Forest RTF

## Elgin




White RTF



Heron Gray RTF

## Edgeley



White RTF



Driftwood RTF

## Soleste



Spice





## Base Cabinets

- ❶ **Top Panel:** 5/8" plywood rails.
- ❷ **Bottom Panel:** 5/8" laminated furniture board.
- ❸ **Back Panel:** 1/4" laminated furniture board with 4" x 5/8" plywood mounting rail.
- ❹ **Shelf:** Fully adjustable 3/4" laminated furniture board.
- ❺ **End Panels:** 5/8" laminated furniture board.

Note: Any cabinet with a matching interior will be constructed (top, bottom, back, shelves and sides) from 5/8" material.



# Collections – Simply Woodmark PRO

Shaker Partial Overlay



Painted Linen

Shaker Full Overlay

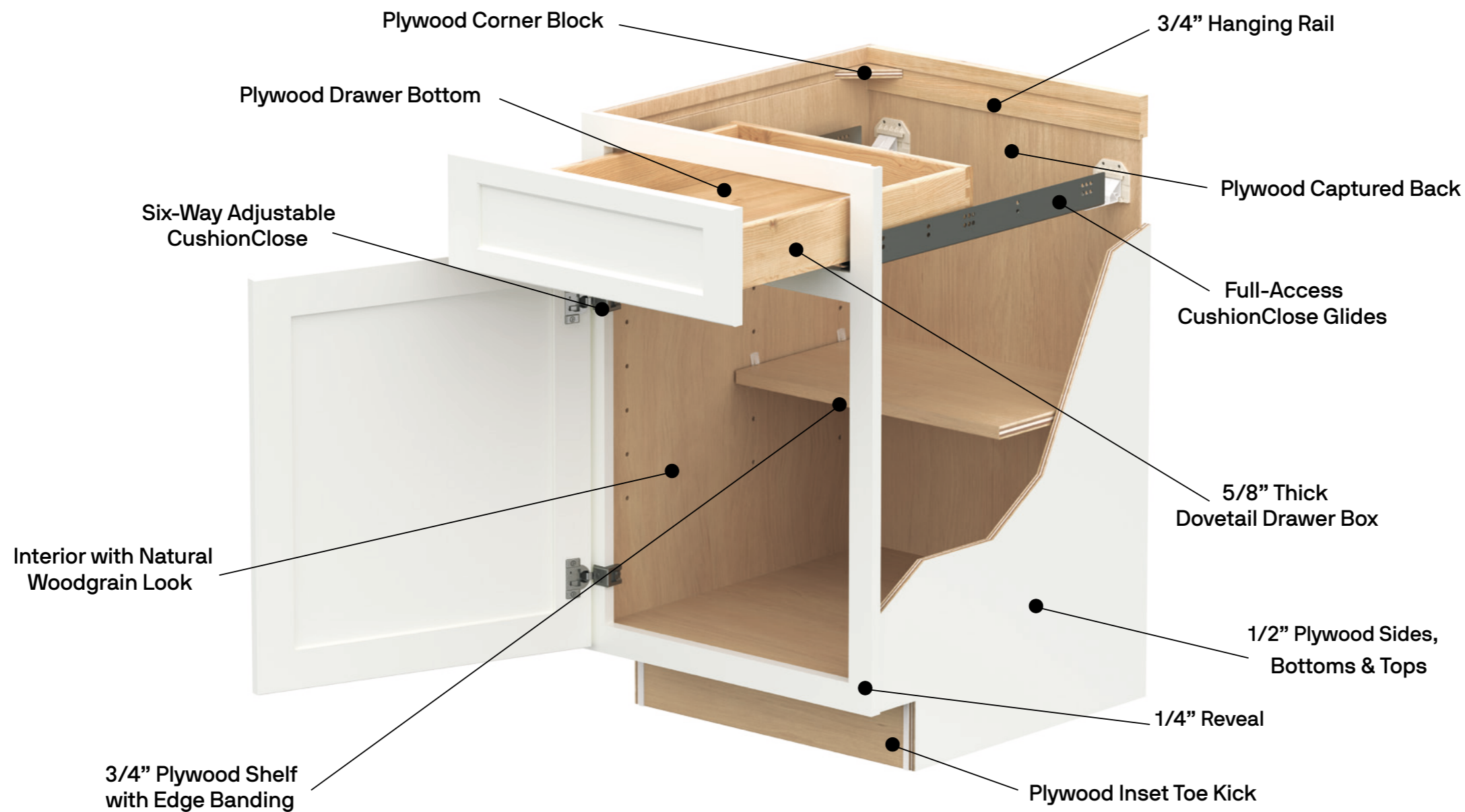


Painted Stone

Painted Linen



# Construction – Simply Woodmark PRO



# Collections — American Woodmark PRO

We offer more choices with a wide range of styles from traditional to contemporary.

<p><b>MacArthur</b></p>  <ul style="list-style-type: none"> <li>■ Full overlay mitered</li> <li>■ Recessed panel</li> </ul>	<p><b>Savannah</b></p>  <ul style="list-style-type: none"> <li>■ Full overlay mitered</li> <li>■ Raised panel</li> </ul>	<p><b>Reading</b></p>  <ul style="list-style-type: none"> <li>■ Full overlay, with 3" frame</li> <li>■ Recessed Shaker panel</li> </ul>	<p><b>Portola</b></p>  <ul style="list-style-type: none"> <li>■ Full overlay</li> <li>■ Raised panel</li> </ul>	<p><b>Hanover</b></p>  <ul style="list-style-type: none"> <li>■ Full overlay</li> <li>■ Slab veneer panel with solid wood edge banding</li> </ul>	<p><b>Remy</b></p>  <ul style="list-style-type: none"> <li>■ Full overlay mitered, with 3/4" frame</li> <li>■ Recessed Shaker panel</li> </ul>	<p><b>Brookland</b></p>  <ul style="list-style-type: none"> <li>■ Full overlay mitered</li> <li>■ Recessed panel</li> </ul>
<p><b>Garner</b></p>  <ul style="list-style-type: none"> <li>■ Full overlay mitered</li> <li>■ Recessed panel</li> </ul>	<p><b>Leesburg</b></p>  <ul style="list-style-type: none"> <li>■ Full overlay, with 2-1/4" frame</li> <li>■ Recessed Shaker panel</li> </ul>	<p><b>Adelaide</b></p>  <ul style="list-style-type: none"> <li>■ Full overlay</li> <li>■ Recessed panel</li> </ul>	<p><b>Westerly</b></p>  <ul style="list-style-type: none"> <li>■ Full overlay</li> <li>■ Raised panel</li> </ul>	<p><b>San Mateo</b></p>  <ul style="list-style-type: none"> <li>■ Partial overlay</li> <li>■ Recessed Shaker panel</li> </ul>	<p><b>Glen Ellen</b></p>  <ul style="list-style-type: none"> <li>■ Partial overlay mitered</li> <li>■ Recessed panel</li> <li>■ Only available in Duraform</li> </ul>	

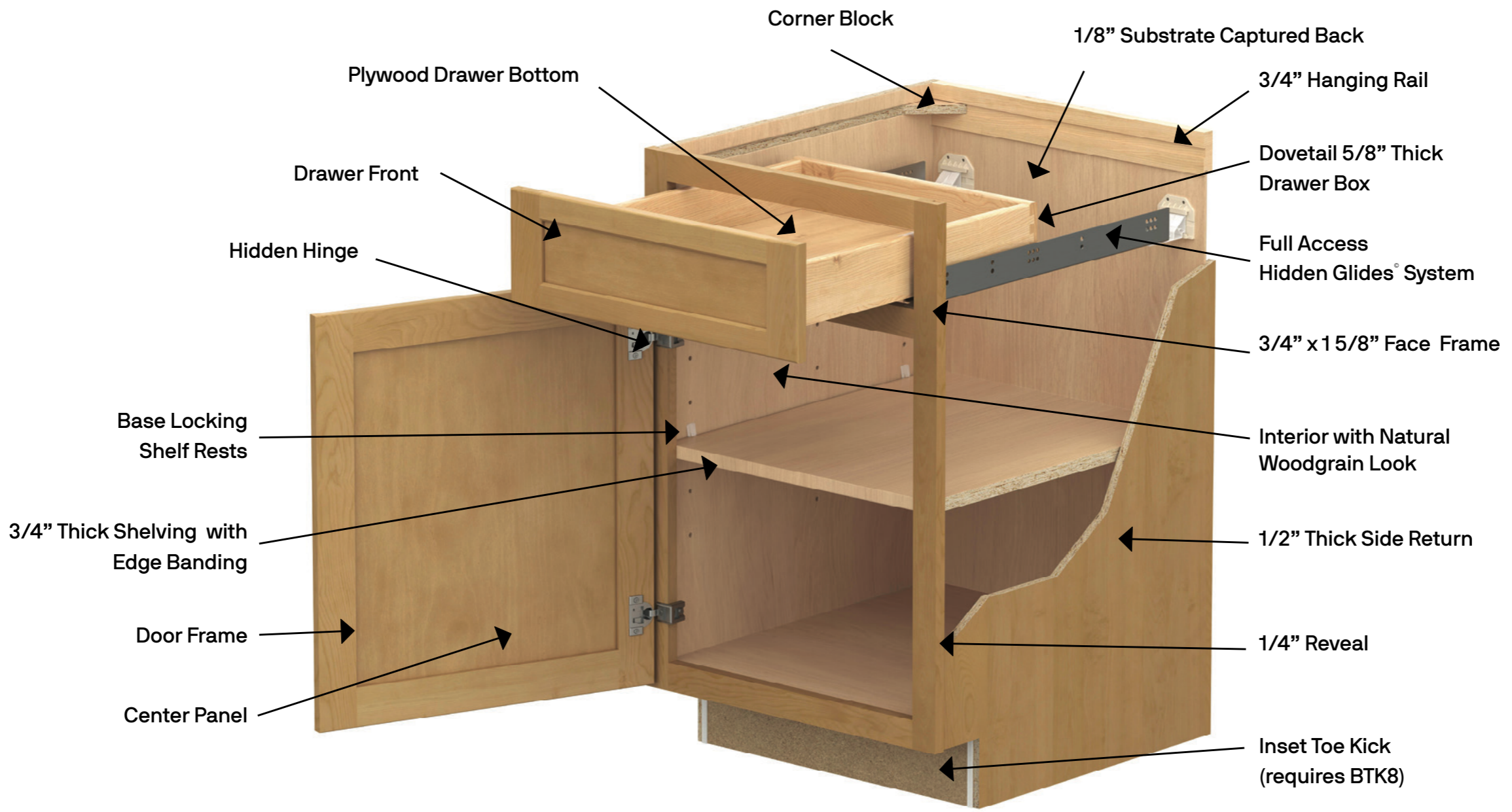


# Finishes — American Woodmark PRO

	PAINTED												MAPLE						CHERRY			DURAFORM							
	LINEN	PEWTER GLAZE	VANILLA	BISCOTTI GLAZE	HARBOR	EMBER GLAZE	STONE	BOULDER	SAGE	MIST	NAVY	BLACK	RYE	COGNAC	ALMOND	LATTE	TRUFFLE	SLATE	AMBER	CLOVE	SLATE	LINEN	HARBOR	STONE	ESPRESSO	BREEZE	DRIFT		
MacArthur®																													
Savannah®																													
Reading®																													
Portola®																													
Garner®																													
Brookland®																													
Remy™																													
Hanover™																													
Leesburg®																													
Adelaide™																													
Westerly™																													
San Mateo®																													
Glen Ellen®																													



# Construction – American Woodmark PRO



# Construction – American Woodmark PRO

## Standard Construction

- 1/2" Thick Side Return
- Full Access Hidden Glides® System.
- 3/4" thick shelving with edge banding.
- Adjustable drawer front with 5/8" dovetail box and plywood bottom.
- 1/2" engineered wood inset toe kick.

## Quality Features

- Full Access Hidden Glides® System.
- Hardwood drawers with dovetail construction.
- 6-way adjustable hinges.
- Kiln-dried face frames.

## Plywood Ends Option

- 1/2" plywood sides.

## All Plywood Construction Option

- 1/2" plywood sides, floors and cabinet tops.
- 3/4"-thick plywood shelving with edge banding.
- 1/2" plywood inset toe kick.

All Plywood Construction refers to the cabinet box components and shelving as detailed in our specification guide ([woodmarkcabinetry.com/specguide.asp](http://woodmarkcabinetry.com/specguide.asp)). Plywood components meet the Decorative Hardwoods Association's standards for hardwood and decorative plywood ([www.decorativehardwoods.org](http://www.decorativehardwoods.org)).



## American Woodmark PRO Drawer Construction

Cabinets utilize natural finish dovetail hardwood drawers with plywood bottoms and Full Access Hidden Glides® or Full Access CushionClose® Glides. All drawers meet KCMA load standards of 15 pounds per square foot.

# Options for American Woodmark PRO



## Inverted Frame

By inverting the frame, the drawer is placed at the bottom of the cabinet. This helps raise internal organizational items and also allows standard cabinets to be used as sink bases when needed.



## Increased/Reduced Depth

Adding or reducing depth in one-inch increments creates a custom look and more design flexibility. This can be helpful in accommodating larger items or designing around obstructions.



## Furniture Ends

The 1/4" face frame reveal is removed for a clean, furniture look on exposed cabinet ends and islands. This makes molding wraps easier and saves installation time.



## Recessed Toe Kick

Create a more finished look to the end of a cabinet run or an island with this important ergonomic element.

## Keep it Quiet with CushionClose®

Enjoy the whisper-quiet luxury of a complete CushionClose kitchen. With smooth, self-closing performance, CushionClose reduces slams, noise and finger pinching. This unique technology comes automatically on all doors, drawers and roll outs, unless de-selected as an option.



## Drawers



## Roll Outs



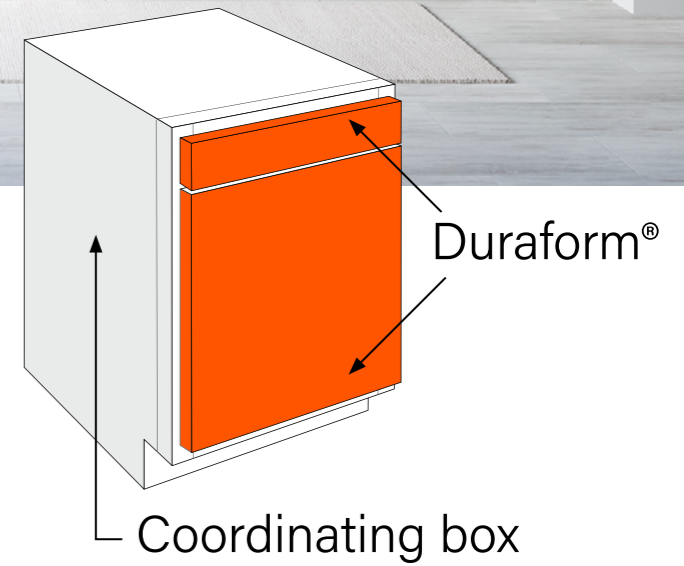

## Doors



# Options for American Woodmark PRO

## Duraform®

Duraform® uses foils and coatings bonded to warp-resistant composite wood. Advanced technology provides consistent finishes that are durable, easy to clean and resistant to heat, humidity and fading. Available in Espresso, Stone, Harbor, Linen, Breeze on coordinating Linen box, and Drift on coordinating Harbor box.





# Accessibility

To support the growing number of homeowners remodeling for current and future needs, we've created an accessible height modification that reduces toe kicks to allow for ADA-compliant work surface heights. This alteration is ideal for pros working on projects with ADA requirements and customers looking to "age in place" by living longer in their homes.

## Product Highlights

- The Accessible Height option improves function and access for all — regardless of age or ability
- Base Cabinets, Sink Base Cabinets, and Drawer Base Cabinets 32 ½" high provide lower work surfaces
- HUD Compliant

NOTE: Product specifications are available as a digital copy on Designer Resources at [resources.woodmarkcabinetry.com](https://resources.woodmarkcabinetry.com).

Other new offerings include additional plumbing skirt cabinets, Adaptable Sink Base Kits, and drop-in drawer work surfaces.

## 34.5" Tall Plumbing Skirt

BPS3034 UD  
BPS3634 UD

## Adaptable Sink Base Kit

### 30" Wide

ASB3034 KIT (W3024 BUTT CFO)  
ASB3032 KIT (W3021 BUTT CFO)

### 36" Wide

ASB3634 KIT (W3624 BUTT CFO)  
ASB3632 KIT (W3621 BUTT CFO)



## Drawer Work Surface

DWS21



ANSI/KCMA A161.1



KITCHEN CABINET MANUFACTURERS ASSOCIATION  
ENVIRONMENTAL STEWARDSHIP PROGRAM (ESP)  
ALL PRODUCTS IMPACT THE ENVIRONMENT  
FOR ESP PROGRAM CREDENTIAL, VISIT: [WWW.KCMA.ORG](http://WWW.KCMA.ORG)



All American Woodmark products meet or exceed the stringent performance requirement established by the Kitchen Cabinet Manufacturing Association (KCMA). The KCMA Performance & Construction Standards ANSI/KCMA A161.1 is recognized & over-seen by the American National Standards Institute. This standard also meets the HUD specification 4910.1 Paragraph 611-1.1, Minimum Property Standards for Housing.

# Decorative Accents and Moldings



See our full decorative accents and moldings selection at [WoodmarkCabinetry.com](http://WoodmarkCabinetry.com).



# Storage and Organization Solutions



See our full storage and organization solutions selection at [WoodmarkCabinetry.com](https://www.woodmarkcabinetry.com).



# Accessories

## Accent Doors and Glass Insert



CLEAR GLASS



DERBYSHIRE



MEREDITH



IMPRESSION



RIBBED



FROSTED GLASS



FROSTED ASH



MULLION FRAME




# Accessories

## Knobs & Pulls – Tier 1

Accentuate your style with quality hardware. Grouped in three price tiers, and available in a variety of looks and colors, it's easy to find just the right piece at just the right price.

### Classic Knobs and Pulls



**Satin Nickel**  
PULL 3172SN

**Verona Bronze**  
PULL 3172VB

**Matte Black**  
PULL 3172MB

**Satin Nickel**  
KNOB 3173SN


**Weathered Nickel**  
KNOB 3173WN

**Modern Brushed Gold**  
KNOB 3173MG

**Verona Bronze**  
KNOB 3173VB

**Matte Black**  
KNOB 3173MB

### Bow Pull - 6 3/16"



**Polished Chrome**  
PULL 3128PC


**Satin Nickel**  
PULL 3128SN

**Modern Brushed Gold**  
PULL 3128MG

**Brushed Copper**  
PULL 3128CP

**Matte Black**  
PULL 3128MB

### T-Bar Pull - 5 5/16"



**Polished Chrome**  
PULL 4701PC

**Satin Nickel**  
PULL 4701SN

**Modern Brushed Gold**  
PULL 4701MG

**Brushed Copper**  
PULL 4701CP

**Matte Black**  
PULL 4701MB

### Ringed Arch Knobs and Pulls



**Satin Nickel**  
PULL 3672SN

**Verona Bronze**  
PULL 3672VB

**Matte Black**  
PULL 3672MB

**Satin Nickel**  
KNOB 3673SN

**Verona Bronze**  
KNOB 3673VB

**Matte Black**  
KNOB 3673MB

### Twisted Crescent Pull



**Satin Nickel**  
PULL 3122SN

**Verona Bronze**  
PULL 3122VB

**Matte Black**  
PULL 3122MB

### T-Bar Knob



**Polished Chrome**  
KNOB 4703PC

**Satin Nickel**  
KNOB 4703SN

**Modern Brushed Gold**  
KNOB 4703MG

**Brushed Copper**  
KNOB 4703CP

**Matte Black**  
KNOB 4703MB

### Toggle Knob




**Satin Nickel**  
KNOB 3239SN

**Verona Bronze**  
KNOB 3239VB

**Matte Black**  
KNOB 3239MB

### Button Knob




**Satin Nickel**  
KNOB 3213SN

**Verona Bronze**  
KNOB 3213VB

**Matte Black**  
KNOB 3213MB

### Tab Pull - 1 3/4"



**Polished Chrome**  
PULL 1050PC

**Satin Nickel**  
PULL 1050SN

**Modern Brushed Gold**  
PULL 1050MG

**Brushed Copper**  
PULL 1050CP

**Matte Black**  
PULL 1050MB











# Accessories

## Knobs & Pulls – Tier 2






### Rectangular Knobs and Pulls

	<b>Polished Chrome</b> PULL 3502PC		<b>Polished Chrome</b> KNOB 3503PC
	<b>Satin Nickel</b> PULL 3502SN		<b>Satin Nickel</b> KNOB 3503SN
	<b>Vintage Nickel</b> PULL 3502VN		<b>Vintage Nickel</b> KNOB 3503VN
	<b>Modern Brushed Gold</b> PULL 3502MG		<b>Modern Brushed Gold</b> KNOB 3503MG
	<b>Matte Black</b> PULL 3502MB		<b>Matte Black</b> KNOB 3503MB

### Tempo Knobs and Pulls

	<b>Polished Chrome</b> PULL 0323PC		<b>Polished Chrome</b> KNOB 0322PC
	<b>Satin Nickel</b> PULL 0323SN		<b>Satin Nickel</b> KNOB 0322SN
	<b>Modern Brushed Gold</b> PULL 0323MG		<b>Modern Brushed Gold</b> KNOB 0322MG
	<b>Brushed Copper</b> PULL 0323CP		<b>Brushed Copper</b> KNOB 0322CP
	<b>Matte Black</b> PULL 0323MB		<b>Matte Black</b> KNOB 0322MB






### Bow Pull - 7 13/16"

	<b>Polished Chrome</b> PULL 3129PC
	<b>Satin Nickel</b> PULL 3129SN
	<b>Modern Brushed Gold</b> PULL 3129MG
	<b>Brushed Copper</b> PULL 3129CP
	<b>Matte Black</b> PULL 3129MB

### Beaded Pull

	<b>Satin Nickel</b> PULL 3562SN
	<b>Weathered Nickel</b> PULL 3562WN
	<b>Modern Brushed Gold</b> PULL 3562MG
	<b>Verona Bronze</b> PULL 3562VB
	<b>Matte Black</b> PULL 3562MB

### T-Bar Pull - 8 5/8"

	<b>Polished Chrome</b> PULL 4712PC
	<b>Satin Nickel</b> PULL 4712SN
	<b>Modern Brushed Gold</b> PULL 4712MG
	<b>Brushed Copper</b> PULL 4712CP
	<b>Matte Black</b> PULL 4712MB


### Stamped Knob

	<b>Satin Nickel</b> KNOB 3563SN
	<b>Weathered Nickel</b> KNOB 3563WN
	<b>Verona Bronze</b> KNOB 3563VB
	<b>Modern Brushed Gold</b> KNOB 3563MG
	<b>Matte Black</b> KNOB 3563MB






### Cup Pull

	<b>Satin Nickel</b> PULL 3105SN
	<b>Weathered Nickel</b> PULL 3105WN
	<b>Modern Brushed Gold</b> PULL 3105MG
	<b>Verona Bronze</b> PULL 3105VB
	<b>Matte Black</b> PULL 3105MB

### Tab Pull - 3"

	<b>Polished Chrome</b> PULL 1055PC
	<b>Satin Nickel</b> PULL 1055SN
	<b>Modern Brushed Gold</b> PULL 1055MG
	<b>Brushed Copper</b> PULL 1055CP
	<b>Matte Black</b> PULL 1055MB

### Halo Knob

	<b>Polished Chrome</b> KNOB 3106PC
	<b>Satin Nickel</b> KNOB 3106SN
	<b>Modern Brushed Gold</b> KNOB 3106MG
	<b>Brushed Copper</b> KNOB 3106CP
	<b>Matte Black</b> KNOB 3106MB

# Accessories

## Knobs & Pulls – Tier 3

### Antic Knobs and Pulls




### Briolette Knobs and Pulls



### Radiant Knobs and Pulls



### Tab Pull - 6"




### Marquise Pull - 6 7/8"




### Marquise Pull - 5 9/16"



### T-Bar Pull - 12 7/16"



### Trillion Knobs and Pulls



# Woodmark knows Pros. *Rely on the experts.*

We know that every Pro is different, and every Pro project requires different resources. Our versatile cabinetry lines of Hampton Bay, Hampton Bay Designer Series and American Woodmark PRO give you the style, prices and construction you need to get your specific job done, and done right.



We also know that two of the most important criteria for you when buying are everyday low prices that do not depend on limited promotions and timing. You know a good deal when you see one, which is why our **PROFOLIO™** program offers one of the best— including a complete line of offerings at exclusive everyday low prices and options for easy delivery.

## Features of our PROFOLIO program:

- Plywood construction available in American Woodmark PRO®
- A guaranteed deliver-by date with Woodmark PRO XPRESS™
- Jobsite delivery
- Volume discounts available
- Best-in-class service

## Get Pro support.

[hdpro@woodmark.com](mailto:hdpro@woodmark.com)

<https://woodmarkcabinetry.com/pros>

Customer Care: 1-855-HDPRO44

[resources.woodmarkcabinetry.com/pro](https://resources.woodmarkcabinetry.com/pro)



# Look what you can do with **PROFOLIO**.

American Woodmark's **PROFOLIO** lineup offers cabinetry solutions for the whole home — kitchens, bathrooms, work spaces, utility spaces and more, and can even extend into commercial spaces, as well! Our collections offer the styles your customers want, with the functions they need, at a price they can afford.

---

# Inspirational Kitchens



# Inspirational Kitchens



Edgeley White



Melvorn Cloud



Edgeley Driftwood



Melvorn Forest

# Inspirational Kitchens



Shaker Full Overlay Painted Linen



Shaker Partial Overlay Painted Linen



Shaker Full Overlay Painted Stone



# Inspirational Kitchens



Adelaide Painted Ember Glaze & Maple Rye



Brookland Maple Truffle



Garner Maple Cognac & Painted Vanilla



Glen Ellen Duraform® Linen

# Inspirational Kitchens



# Inspirational Kitchens



Reading Painted Sage, Painted Linen & Cherry Amber



Remy Painted Navy



San Mateo Painted Vanilla, Painted Navy & Maple Rye



Westerly Painted Biscotti Glaze

# Inspirational Vanities





# Inspirational Vanities



Elgin White



Melvorn Forest



Edgeley Driftwood

# Inspirational Vanities



Shaker Full Overlay Painted Stone



Shaker Partial Overlay Painted Linen



Shaker Full Overlay Painted Linen

# Inspirational Vanities



MacArthur Cherry Clove



Hanover Duraform® Drift



Adelaide Painted Mist



Leesburg Maple Almond

# Inspirational Spaces



Shaker Satin White RTF



Shaker Dove Gray RTF



Hampton Satin White RTF



Shaker Dove Gray RTF

# Inspirational Spaces



# Inspirational Spaces



# Inspirational Spaces



Reading Cherry Amber



Hanover Cherry Clove



Reading Painted Sage with Painted Linen



San Mateo Duraform® Harbor

# Inspirational Spaces



Portola Maple Almond



Hanover Maple Latte




Brookland Duraform® Stone



Westerly Painted Mist



# Commercial Spaces



# Commercial Spaces

