

American woodmark®



Hanover Painted Mist &
Leesburg Cherry Amber

Remodeling Inspiration and Guide

Ready to create your new favorite space?
With our simplified approach to cabinetry,
you can spend less time planning your
remodel and more time enjoying it.

woodmarkcabinetry.com



Your Next Space Starts Here



Adelaide
Painted Sage

We're With You Every Step Of The Way

Learn more
about us



From inspiration to installation, we'll help create a space that's all you.

Step 1

Get Inspired

Come to your first design consultation with any inspiration you have, from online pictures to magazine pages of example spaces you like. Be ready to describe your favorite colors and textures.

Pg. 2

Step 2

Find Your Look

What's your personal style? Your lifestyle, the way you dress, and the treasures you collect can help inform a style and door finish that's perfect for you.

Pg. 8

Step 3

Plan Your Space

A well-designed room can elevate your lifestyle completely. Remember—there's no such thing as too much storage.

Pg. 22

Step 4

Choose Details

Express yourself with personalizations. Pick crown moldings, glass doors, hardware, and more to make your space the perfect combination of style and functionality.

Pg. 30

Step 5

Let's Make It Happen

Once you have a plan, it's time to start the remodel. Use our **Kitchen Planning Visualizer** tool, order finish samples, work with The Home Depot designer, and prepare to demo your old space.

Pg. 44

Styles and Finishes to Create Any Look

From a relaxed and comfortable farmhouse to a trendy and stylish contemporary home, the possibilities are endless with American Woodmark.® Our range of styles and finishes is your key to creating anything you can imagine. Build any look, whether it's rustic, traditional, modern, or something in between. We have what you need to make your creative vision come to life.



Brookland
Cherry Amber &
Painted Vanilla



Leesburg
Painted Vanilla



Adelaide
Painted Mist

Get Inspired

Your Ideal Space is a Reflection of You

What speaks to you? Do you see a golden sunset and feel awestruck? Do you see a colorful blanket your grandmother made for you and feel warmth? Do you take a walk in the woods and feel a sense of peace? Think about places, people, and things that you love. Then think about your favorite colors and textures—the sights, sounds, and smells that engage and excite you. Take snapshots, pull pictures from magazines, and share this inspiration with your Home Depot designer.

For more inspiration, tips, and the complete online remodel guide, visit [woodmarkcabinetry.com](https://www.woodmarkcabinetry.com).





Leesburg
Painted Boulder

Get Inspired

It's time to envision your ideal kitchen, bath, office, or any other space in your home. To ensure a successful design consultation, it's important to be well prepared.



Garner
Maple Latte

Step 1



Leesburg Cherry Amber &
Hanover Painted Mist

3. Features That Fit Your Lifestyle

Your new space needs to conform to your unique way of living. Think about the way your family will use the space. Everything from parties to pets will dictate the design. Storage and organization details are critical in reducing clutter and making spaces more livable.

4. Style Inspiration

To achieve a look and feel you'll love, explore the things that inspire you most. Browse Pinterest, Instagram, and design magazines to collect inspirational images, color swatches, and samples of materials to share with your Home Depot designer. Snap photos of or bring in momentos and personal things you've collected to help define your look and style.

5. Priorities and Must-Haves

Time to assess your needs. Determine your preferred door style and finish first, then list the features you can't live without, ranked by importance. Appliances for a kitchen should be chosen before functional and style details. For baths, fixtures and functional details are key. For offices and any other space, maximizing utility benefits you the most.

Top Five Items to Bring to a Design Consultation

1. Scope of Work

Determine the parameters and budget of the work you wish to do. Will you be using the existing footprint or adding square footage? Will you need to relocate any plumbing, gas lines, or electricity? Not sure? Your designer will help.

2. How You Use Your Kitchen or Remodeled Space

Consider the functionality of your current and future lifestyle. Are you looking to create an ultimate chef's kitchen? How about an open floor plan for entertaining? If you're upgrading a bathroom, do you need an efficient way to start your day? What about a spa-like atmosphere? For multi-purpose spaces, think of current technology and storage accessibility.



Scan here
to order
finish chips:



Experience A Life Well Furnished



Hanover
Painted Black &
Cherry Amber

Furnish Any Space with Function and Style

Cabinetry can make a huge difference in your home, well beyond just the kitchen and bathroom. The Home Depot designer can work with you to find stylish and functional uses for storage anywhere in your home. Built-in living room cabinetry can eliminate clutter and create a clean and cozy look. Entryways and mudrooms can be kept tidy with plenty of storage, coat hooks, and benches where you can tuck your shoes away. Dining areas with shelves, cabinets, and countertops are a great way to stay organized, style your space, and serve meals. And, everything doesn't need to be built in. Keep in mind that American Woodmark's full range of cabinets, door styles, and finishes can be used to create unique stand-alone furniture pieces to fit any space—and your life—perfectly.



Distinctive Furniture Pieces Deserve to Be Center Stage

No matter the area, adding beautifully unique furniture pieces lets you customize your space. You can even add details to each furniture piece to truly represent your taste. Give any room the personal touch to make it one of a kind. Talk to your Home Depot designer about decorative accessories, hardware, and other options that will make each piece stand out. From a stunning credenza that can act as a side table or buffet to a stylish hutch, build what you need. The possibilities are endless.



Brookland
Duraform Stone



Portola
Painted Sage & Cherry Amber



Westerly
Painted Navy

Find Your Look

Create a space that fits your life: start with functionality, then add personal details that are unique to you

Your favorite colors, textures, personal treasures, and remodel pictures from magazines and online will all come together beautifully to create your new space. Share how you plan to functionally use the space with your Home Depot designer. Then, share your collection of inspirational looks, thoughts on color, and a rough measurement of the space. Get ready for a unique look that's all you!

For more inspiration, tips, and the complete online remodel guide, visit woodmarkcabinetry.com.



Find Your Look, Make It You

Your remodel should reflect who you are and how you live. You make choices every day that are great clues to your personal style. Anything that defines a style you are drawn to could be the spark that creates a living space that will literally change your life. Are you more contemporary or traditional? Or maybe somewhere in between? Once you gather inspiration and determine the feeling you want to create, The Home Depot designer can help select the perfect American Woodmark door style, finish, and details to complement it. For more style inspiration, go to [woodmarkcabinetry.com](https://www.woodmarkcabinetry.com).



Hanover
Painted Black & Cherry Amber


Modern

This look is defined by its clean lines, simplistic forms, and minimalistic decor. If you're looking to elevate the warmth of this popular style, wood tones are your best friends.



Transitional

This classic style with a twist is a perfect blend of bold contemporary features with traditional design elements.



Farmhouse

Charming in every sense of the word, Farmhouse is a casual style known for its inviting qualities and comfortable atmosphere.



Craftsman

Inspired by organic elements found throughout nature, such as character-rich wood tones, Craftsman style celebrates the outdoors by bringing them inside.



Made For Mixing And Matching

Painted for Pairing Perfection

Whether it's our classic neutral hues or bold pops of color, each Painted finish in our carefully formulated palette has been designed to complement one another. Not only does this take the guesswork out of pairing Painted finishes, but it guarantees your two- and three-toned spaces will be simple to create and stunning to live in.

Creating Your Unique Style

Want to explore our wide range of finishes and see how they can complement one another to create beautiful spaces just for you?



Scan the QR code for our **Kitchen Planning Visualizer** tool.



Shorebrook
Painted Vanilla & Painted Navy

Naturally Complementary

Accenting natural, stained spaces with Painted finishes is a great way to create unique zones, generate visual interest, and elevate the charm of any room. With our pairing-made-simple palette of warm woods and curated colors, mixing finishes to create inviting atmospheres has never been easier.



Westerly
Maple Rye & Painted Linen



Leesburg
Painted Sage &
Maple Latte

Blending Character with Color

By adding character-rich wood tone accents to Painted finish rooms, you can dramatically transform their elegance and ambience. And because our finishes are crafted for combinations, giving your space some sophistication is truly an effortless endeavor.

The Richness Of *Cherry* Satisfies

Your space will possess a modern elegance with cherry cabinetry offered in a choice of rich hues. Sumptuous finishes that range from a warm Amber tone to a dramatic Slate are versatile enough to suit a range of looks, from contemporary to more traditional. These cherry finishes will exude warmth and add a feeling of sophistication and refinement.



Leesburg
Cherry Amber



Portola
Cherry Slate

Amber

Java

Slate



For more inspirational spaces and the complete online remodel guide, visit woodmarkcabinetry.com.

Enhancing The Beauty Of *Maple*

Maple offers a wide range of colors designed to inspire and add a natural beauty to any area. From light and inviting to dark and bold, the finish you choose will enhance every part of your space. Your kitchen will be welcoming and restorative, your bar area will be a place to gather, and your bathroom will be an oasis.



Brookland
Maple Truffle



Hanover
Maple Spice

Rye



Spice



Cognac



Latte



Truffle



Slate





Painted To Perfection

Whether you're looking to design your space with calming neutral tones, bold pops of color, or a mix of both, our palette of Painted finishes is sure to make your creative vision a reality.



Linen

Pewter Glaze

Vanilla

Biscotti Glaze

Harbor

Ember Glaze

Stone

Boulder

Sage

Mist

Navy

Black



Duraform® Finishes, Made To Order

With four opaque finishes that are designed to withstand the tests of time in effortless style, Duraform is an easy choice for creating an enduring space. Sleek and soothing, it complements any taste. Our two textured finishes can be used to add richness and depth to any room, and both are featured on complementary cabinet boxes.



Reading
Duraform Drift & Painted Harbor



Brookland
Duraform Stone

Linen


Harbor

Stone

Espresso

Breeze

Drift



Plan Your Space for How You Live

Consider your needs today and tomorrow

The real beauty of a new kitchen or bath exceeds just how physically beautiful it is. Think about how you're going to use the space today and tomorrow. Consider everything—from energy-saving appliances and efficient food and prep work zones to stain-resistant floors, lighting, and a space that may serve as a home office with the latest technology support. You'll love it when a plan comes together!

For more inspiration, tips, and the complete online remodel guide, visit [woodmarkcabinetry.com](https://www.woodmarkcabinetry.com).



Step 3

Plan Your Space With Details In Mind

Are you starting a family? Do you already have one? Are you upsizing or downsizing? Think about your life—what you need now and in the future. Do you usually entertain other couples or the Little League team? Share your needs with The Home Depot designer and then choose the

American Woodmark® cabinets, accessories, and remodel details that are right for you. Take advantage of American Woodmark's online tools to smoothen the process. Find our handy measuring guide, Budget Calculator, and **Kitchen Planning Visualizer** tool at woodmarkcabinetry.com.



Prepare to Live Without a Kitchen

The remodel process is disruptive, but you'll love the results. During the demo and installation of your kitchen, have another place in mind for preparing simple meals and refrigerating food. A garage, mudroom, or laundry room can work temporarily. This is a good time for takeout and dining at neighbors' houses.



Accurate Measuring Is Critical

Arrive at your first consultation with general measurements of your space. In some cases, a designated remodel professional from The Home Depot® will visit your home for more precise measuring before your cabinets are ordered. For a printable guide to help you measure and sketch your space, scan the QR code.

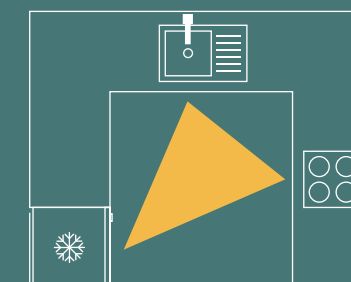


W: _____ x L: _____ = _____ sq. ft.

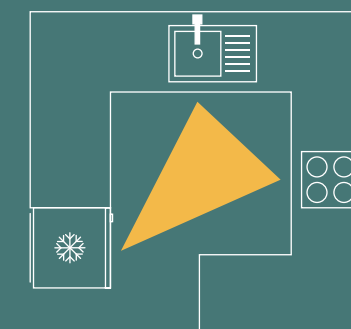
Work Triangles Make Cooking Less Work

Your designer will help you create a space that flows—enjoy room to cook while guests sip wine and marvel at your beautiful space.

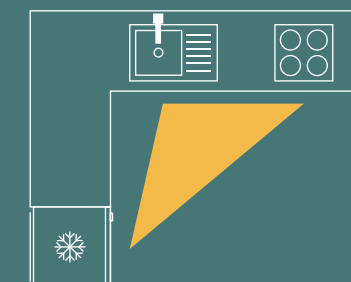
U-shaped kitchen



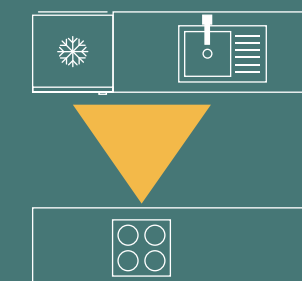
G-shaped kitchen



L-shaped kitchen



Galley kitchen



Plan Your Space: Budgeting And Assessing Your Needs



Portola
Maple Cognac & Painted Black

Getting the Most Bang for Your Buck

You'll get the most out of your remodel investment dollars when you start with an emphasis on functionality, complemented by the look you want to achieve. The Home Depot designer will help spec appliances first so your cabinets can be ordered with all dimensions in mind. On a tight budget, choose the most important things first and other add-ons or upgrades later. For example, the must-haves now would be cabinetry, primary organization items, appliances, moldings, faucets, sinks, and countertops. Details like special hardware, lighting fixtures, and even backsplashes can be added later while controlling costs in the shorter term.

But don't sacrifice the must-haves or you'll end up with something called reverse buyer's remorse. This is when homeowners fail to invest in important features and regret it later.

Functionality Is Key

Your new kitchen must be laid out based on the way you live and prepare meals. The value of a kitchen far exceeds just cooking. It is the heart of the home: a place for entertaining, dining, doing homework, and, today, taking Zoom calls. Keep charging stations in mind for your technology. Lighting is key for reading and video conferences. And don't forget organization items so you can stay on top of life and work!

Add Value to Your Home

Cost is often what stands between many and their dream remodel, but when you consider it can add value to your home, deciding to remodel is a much easier choice. And although these projects are historically known to recoup some of the owner's initial investment, having the satisfaction of living in a space that's designed for you, by you, is undeniably rewarding.

Scan the QR code below to begin planning your remodel with our handy **Budget Calculator**.



Make Your Rooms Work For You

Making your spaces useful is just as important as making them beautiful. With our curated range of gorgeous cabinet options and clever organizational solutions, you can implement the latest design and functionality trends to have both.



Shorebrook
Painted Vanilla &
Maple Latte

Plussed-up Pantries

When it comes to storing small appliances, stashing dried goods, and stocking other essential supplies, there's no better place than pantries. While walk-in pantries offer the most storage potential, our wide range of flexible offerings are perfect for creating smaller butlers' pantries with trendy open-storage layouts and even spacious single-cabinet solutions. So, if you're looking for a way to reduce clutter, expand your prep area, and complement your kitchen, consider creating one of these highly functional spaces.



Hanover
Painted Linen & Maple Rye

Hardworking Islands

As kitchen islands continue to grow in popularity and size, so have their organizational potential in terms of hiding away countertop items. The result? Clutter-free islands that are rarely deserted and always ready for you and your family to dine, do homework, dial in on work calls, and more.



Multi-purpose Rooms

All spaces should serve a purpose, but why stop at just one? Double- and triple-duty rooms—like laundry area/pet zone/mudrooms and guest bedroom/offices—are wildly popular among home remodels. So, if you're looking to maximize functionality within your square footage, this do-more design trend is for you.

Need Help?

Your Home Depot designer can address the needs of you and your family while making the most of your space.



Westerly
Painted Mist

Choose Details and Finishing Touches

Your choices of hardware, moldings, glass door panels, lighting, and fixtures pull it all together for a personalized look. American Woodmark has a range of many decorative details that will add “wow” to your finished space. Details like crown molding, glass doors, and carefully selected hardware will receive compliments for years to come.

For more inspiration, tips, and the complete online remodel guide, visit woodmarkcabinetry.com.



Step 4

Brookland
Maple Latte & Painted Navy

Details Make The Space Your Space

Hardware Selections

Like jewelry, hardware is the personal touch that makes a living space truly yours—reflecting your unique personality and way of life. American Woodmark has a spectrum of hardware looks, from traditional aged metal and pewter designs to bold contemporary finishes like Matte Black, and even timeless styles like Modern Brushed Gold. No matter which look you want to create, our expansive collection has the hardware to match it.



woodmarkcabinetry.com



Browse our complete line of hardware and molding options and check out the complete online remodel guide at woodmarkcabinetry.com.

Pull It All Together with Moldings

Moldings give your cabinets and overall space a finished look. They provide more than an architectural accent; they define the attitude of your space and complete your look. American Woodmark has a variety of moldings to fit any style. Whether you're accenting a contemporary space, looking for a more traditional feel, or into a vintage French style, we have it—and everything in between. Work with your Home Depot kitchen designer to find the perfect molding detail for your space.



Molding Buildsups

Combined separate molding pieces create "molding buildsups." Different combinations create many looks.



Adelaide
Maple Latte,
Painted Vanilla, &
Painted Black

Personalize Your Space With Decorative Details

Decorative Glass Frames and Inserts for Your Unique Look

Glass inserts are a great decorative touch and can give your space its own unique look. Whether clear or textured, our wide range of style options can add real sophistication to any remodel. The Home Depot designers know all the ins and outs and can help incorporate a choice that's just right for you.


Clear



Derbyshire



Meredith



Impression



Ribbed



Frosted



Frosted Ash



Check out all of the options for glass, feet, legs, and corbels, as well as our complete online remodel guide, at woodmarkcabinetry.com.

Legs, Feet, & Corbels

Accessorize with American Woodmark's expanded line of decorative accessories. This range of functional and stylish details can take the look of any living space to a whole new level. This inspired decorative accents collection is meant to match several American Woodmark door styles and finishes, but can also be mixed and matched to create many unique styles. Visit woodmarkcabinetry.com to see all product offerings.



Finley Wood Corbels Complement Chantilly Decorative Wood Feet/Legs



Emerson Metal Corbel Matte Black



Emerson Metal Corbel Satin Nickel



Cove Metal Corbel Polished Chrome



Cove Metal Corbel Verona Bronze

Oh, So Organized

Reduce Your Culinary Clutter

Getting organized is the first step to clearing your countertops, streamlining your cooking, and elevating your entertainment. Whether you plan to use your kitchen as a place to decompress or a hub for hosting parties, choosing the right organizational elements is crucial to making a space that satisfies your every need.

Other than everyday essentials, like wastebaskets and cutlery dividers, these versatile storage solutions are sure to help you maximize the functionality of your space.



Hanover Painted Mist & Leesburg Cherry Amber



Blind Base Pull Out Kit



Cleaning Caddy Pull Out Kit



Base Mixer Lift Kit



Knife Block Drawer Insert Kit



Sink Base Mat Accessory



Adjustable Drawer Divider Insert Kit



Wood Tiered Cutlery Divider



MacArthur Painted Vanilla

Make Efficiencies Everywhere

Our versatile storage solutions aren't just ideal for kitchens, they're transformative in other spaces as well. Bathrooms, for example, are a great place to infuse functionality in creative ways to coordinate and conceal linens, cosmetics, toiletries, and more.

Want to browse our full line of organizational solutions and see our complete online remodel guide? Scan the QR code below.



Base Pantry Pull Out



Cutlery Divider



Spice Door Rack Kit



Base Wastebasket



Deep Roll Out Tray



Base Pantry Pull Out Utensil Storage

Cabinetry That's Built To Last



Our Corporate Responsibility

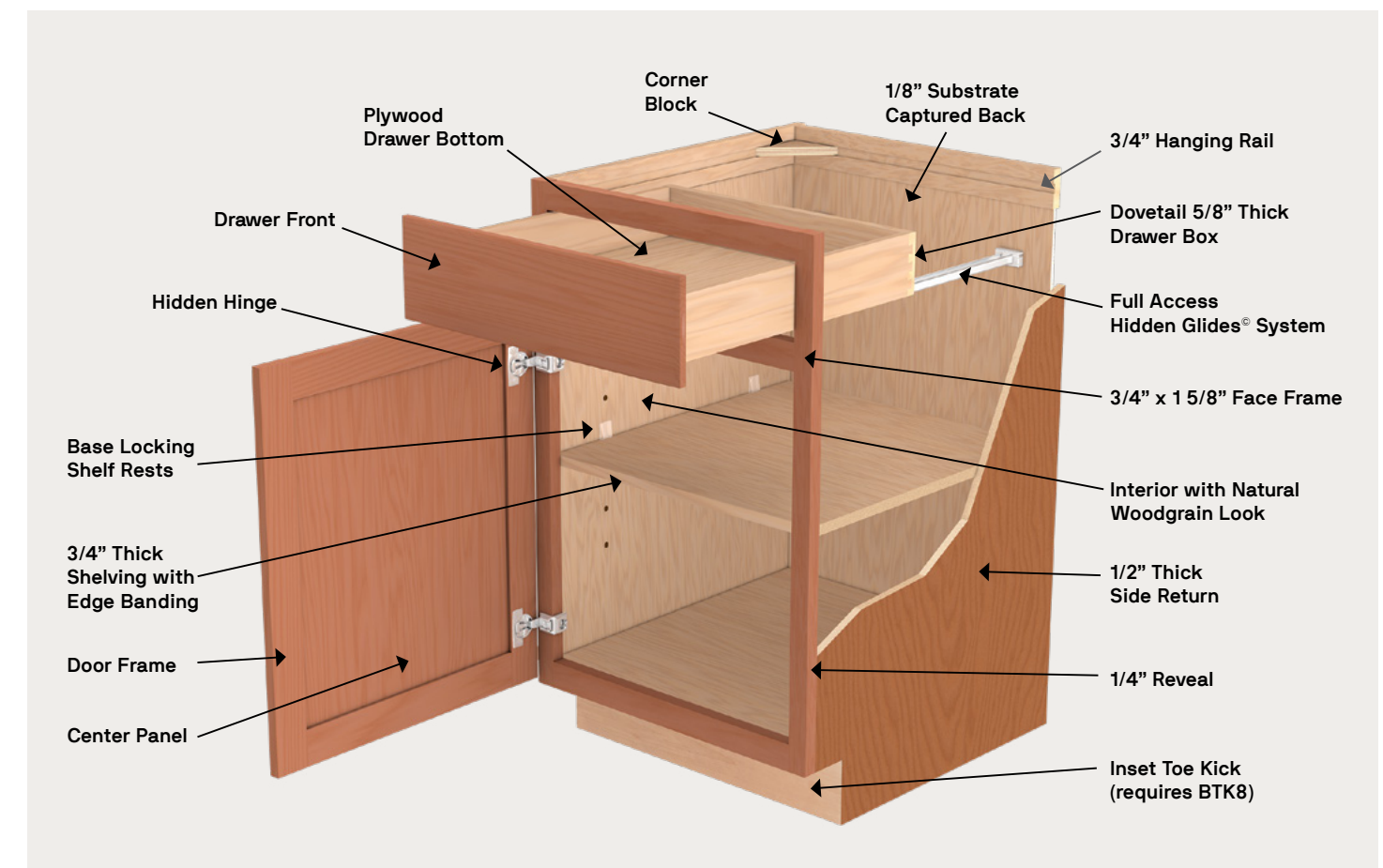
As a leading manufacturer of cabinetry, American Woodmark Corporation® is committed to conducting business in a manner that supports the sustainability of the environment. American Woodmark recognizes that our business both affects and is affected by changes in the earth's climate. As such, AWC has created a Path to Sustainability. This program consists of three areas of focus: our associates, our carbon footprint, and the planet. We also believe it is our duty to give back to the communities we feel have given so much to us. That's why the American Woodmark Foundation was formed in 1995 and focuses on supporting the communities in which we live and work.

Over Four Decades of Doing It Right

When you choose American Woodmark® for your remodel, you've picked a trusted partner with over 40 years of kitchen and bath experience at The Home Depot®. American Woodmark prides itself on delivering quality stock and semi-custom cabinetry along with design support and attentive customer service you can count on. Our cabinetry is an unbeatable value that can create spaces that make a lasting impression for years to come. A wide variety of options like all-plywood construction, soft-close doors/drawers, and a full range of decorative accents allow you to create a space that's all you. From inspiration to installation, we're with you every step of the way.

Wood and Finishes Age; It's Only Natural

While we match wood grains as closely as possible, variations are part of what makes our quality wood products so distinctive and beautiful. Over time and exposure to sunlight, smoke, and chemicals, some cabinet finishes naturally fade or vary from their original color. Be sure to order all the cabinetry you need at the same time because cabinets purchased at a later date may not exactly match cabinets installed today.






San Mateo
Painted Navy, Painted Vanilla, & Maple Rye

The Natural Color And Beauty Of Woodmark's Door Styles And Finishes

Every cabinet door created by American Woodmark® is carefully selected. When it all comes together, homeowners are certain to be satisfied with the look, style, and “wow” of their new living spaces.

Cherry



Cherry is a close-grained, multi-colored hardwood with occasional pin knots and fine grain variations appearing as curls and waves. Streaking, knots, and subtle color variations are what give this wood its unique character. Its color typically darkens some over time.

Maple



Maple is an exceptionally hard, finely grained wood species with a fine, even texture. Many love the darker stains that moderate the color variance and lighter stains that mellow with golden hues over time.

Painted



Hand-applied so that every door and space is unique, Painted and glaze finishes perfectly combine hardwoods and engineered materials for superior stability, coverage, and durability. While consistent, visible features like joint lines and woodgrain are expected with this finish, the hand-applied paint highlights natural elements.

Duraform®



Duraform uses foils and coatings bonded to composite wood material, creating cabinets that are highly resistant to warping, heat, humidity, and fading. This innovative process makes it extremely durable and easy to clean. Duraform finishes allow Duraform cabinet doors to exhibit the same styling and detail found in solid wood doors.

Duraform®
Textures



Relying on today's latest technologies, these stylish textures have been created for long-lasting and durable use. This range of finishes bonded to composite wood appeals to the designer and homeowner alike with its versatility and ability to create a spectrum of today's latest styles.



Adelaide
Maple Slate



Glen Ellen
Duraform Stone



Hanover
Cherry Amber

Cherry Finishes




Maple Finishes



Painted Finishes



Duraform® Finishes



MacArthur®

Full-Overlay Mitered Recessed Panel



Available in:

Cherry: Amber, Java, Slate

Maple: Rye, Spice, Cognac, Latte, Truffle, Slate

Painted: Linen, Pewter Glaze, Vanilla, Biscotti Glaze, Harbor, Ember Glaze, Stone, Boulder, Sage, Mist, Navy, Black

Drawer Front

Savannah®

Full-Overlay Mitered Raised Panel



Available in:

Cherry: Amber, Java, Slate


Maple: Rye, Spice, Cognac, Latte, Truffle, Slate

Painted: Linen, Pewter Glaze, Vanilla, Biscotti Glaze, Harbor, Ember Glaze, Stone, Boulder, Sage, Mist, Navy, Black

Drawer Front

Reading®

Full-Overlay Shaker Recessed Panel



Available in:

Cherry: Amber, Java, Slate

Maple: Rye, Spice, Cognac, Latte, Truffle, Slate

Painted: Linen, Vanilla, Harbor, Stone, Boulder, Sage, Mist, Navy, Black

Duraform®: Breeze, Drift

Drawer Front

5-Piece Drawer Option

Portola®

Full-Overlay Raised Panel



Available in:

Cherry: Amber, Java, Slate

Maple: Rye, Spice, Cognac, Latte, Truffle, Slate

Painted: Linen, Pewter Glaze, Vanilla, Biscotti Glaze, Harbor, Ember Glaze, Stone, Boulder, Sage, Mist, Navy, Black

Duraform®: Linen

Drawer Front

5-Piece Drawer Option

Garner®

Full-Overlay Mitered Recessed Panel



Available in:

Maple: Rye, Spice, Cognac, Latte, Truffle, Slate

Painted: Linen, Pewter Glaze, Vanilla, Biscotti Glaze, Harbor, Ember Glaze, Stone, Boulder, Sage, Mist, Navy, Black

Drawer Front

5-Piece Drawer Option

Brookland®

Full-Overlay Mitered Recessed Panel



Available in:

Cherry: Amber, Java, Slate

Maple: Rye, Spice, Cognac, Latte, Truffle, Slate

Painted: Linen, Pewter Glaze, Vanilla, Biscotti Glaze, Harbor, Ember Glaze, Stone, Boulder, Sage, Mist, Navy, Black

Duraform®: Linen, Harbor, Stone, Espresso

Drawer Front

5-Piece Drawer Option

Hanover

Full-Overlay Slab Panel



Available in:

Cherry: Amber, Java, Slate

Maple: Rye, Spice, Cognac, Latte, Truffle, Slate

Painted: Linen, Vanilla, Harbor, Stone, Boulder, Sage, Mist, Navy, Black

Duraform®: Espresso, Breeze, Drift

Drawer Front

Shorebrook®

Full-Overlay Beadboard Recessed Panel



Available in:

Maple: Rye, Spice, Cognac, Latte, Truffle, Slate

Painted: Linen, Vanilla, Harbor, Stone, Boulder, Sage, Mist, Navy, Black

Drawer Front

Leesburg®

Full-Overlay Shaker Recessed Panel



Available in:

Cherry: Amber, Java, Slate

Maple: Rye, Spice, Cognac, Latte, Truffle, Slate

Painted: Linen, Vanilla, Harbor, Stone, Boulder, Sage, Mist, Navy, Black

Duraform®: Linen, Harbor, Stone, Espresso

Drawer Front

5-Piece Drawer Option

Adelaide

Full-Overlay Shaker Recessed Panel



Available in:

Maple: Rye, Spice, Cognac, Latte, Truffle, Slate

Painted: Linen, Pewter Glaze, Vanilla, Biscotti Glaze, Harbor, Ember Glaze, Stone, Boulder, Sage, Mist, Navy, Black

Drawer Front

5-Piece Drawer Option

Westerly

Full-Overlay Raised Panel



Available in:

Maple: Rye, Spice, Cognac, Latte, Truffle, Slate

Painted: Linen, Pewter Glaze, Vanilla, Biscotti Glaze, Harbor, Ember Glaze, Stone, Boulder, Sage, Mist, Navy, Black

Drawer Front

5-Piece Drawer Option

San Mateo®

Partial-Overlay Shaker Recessed Panel



Available in:

Maple: Rye, Spice, Cognac, Latte, Truffle, Slate

Painted: Linen, Vanilla, Harbor, Stone, Boulder, Sage, Mist, Navy, Black

Duraform®: Linen, Harbor, Stone, Espresso

Drawer Front

Glen Ellen®*

Partial-Overlay Mitered Recessed Panel



Available in:

Duraform®: Linen, Harbor, Stone, Espresso

Drawer Front

Doors shown in Maple Rye
*Doors shown in Duraform Stone

Let's Make It Happen Together

Our door styles and finishes can create your unique look

When you choose American Woodmark® quality cabinetry, you get much more than the door cut and finish you love. You get a company that will be with you every step of the way and guarantees their products. We're proud of being the first cabinet brand at The Home Depot®, where we've been for over 40 years, and we're even prouder to work with you and help you realize your dream space.

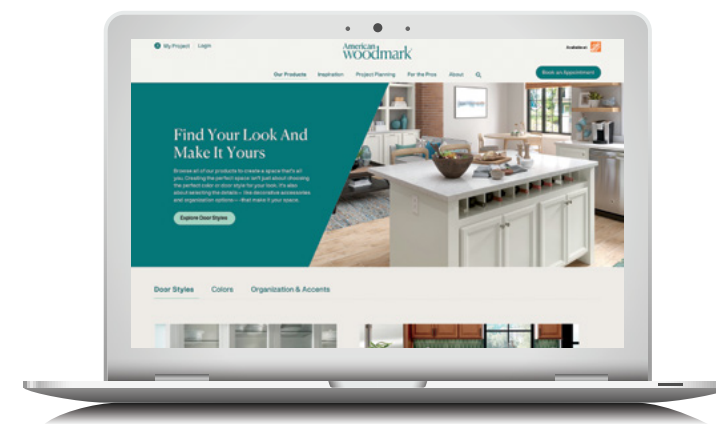
For more inspiration, tips, and the complete online remodel guide, visit woodmarkcabinetry.com.



Step 5

woodmarkcabinetry.com

Find inspiration, request samples, track orders, and more!



Get Inspired

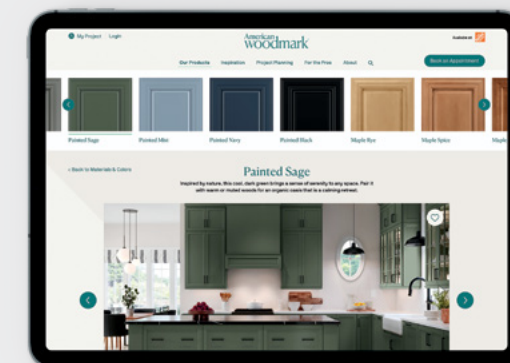
Looking to create your look? Visit **woodmarkcabinetry.com** to explore:

- Galleries of images for ideas to share with your Home Depot designer
- Helpful articles for tips, tricks, and trends to plus-up your project
- A Kitchen Planning visualizer to mix and match finishes
- A cabinet configurator to combine door styles, finishes, and hardware options

Everthing You Need To Succeed

Ready for the next step? **Woodmarkcabinetry.com** has many tools to help your prepare, including:

- A measurement guide to help you size up your space
- A Budget Calculator to estimate the cost of your remodel
- A path to schedule appointments with Home Depot designers
- Installation instructions for a successful setup
- Cabinet care and warranty information to maintain your purchases



Order Samples!

Want to see how finishes and door styles will look in your space? Order swatches and sample doors by visiting **woodmarkcabinetry.com**.



Visit Us on Social

See what everyone loves about American Woodmark® cabinetry—great ideas and inspiration.



instagram.com/woodmarkcabinetry



pinterest.com/woodmarkcabinetry



facebook.com/woodmarkcabinetry

Step 5

Westerly
Painted Biscotti Glaze

American woodmark®



From inspiration to installation,
we'll help create a space that's all you.

Garner
Maple Latte

American woodmark® American woodmark PRO

[woodmarkcabinetry.com](https://www.woodmarkcabinetry.com)

Customer care: 1-800-677-8182



D29K77868-400_Q32023

© 2023 American Woodmark Corporation. All rights reserved.

The Home Depot® is a registered trademark of Home Depot, Inc.

Duraform® is a registered trademark of American Woodmark Corporation.

7/23 500M AW98401